


Hy-Lok[®] *Sampling Cylinders & Valves, Accessories*



HY-LOK CORPORATION

© 2001 HY-LOK CORPORATION all rights reserved

Sampling Cylinders

Conformance & Documentation

Raw material is heat code traceable. This traceability follows each cylinder through manufacturing, heat treating, cleaning and pressure testing. Procedures are carried out in strict conformance to applicable Department of Transportation (D.O.T.) Codes. While complete and accurate documentation is maintained, the customer is supplied a Certificate of Conformance with each and every individually boxed cylinder.

Maximum Integrity & Corrosion Resistance

Hy-Lok stainless steel sample cylinders are hot spume form seamless 316 stainless steel tubing for maximum integrity and corrosion resistance. The hot spume process provides a smooth internal flow transition through the neck to minimize pockets which can trap previous samples.

Since no welds are performed on the cylinder, the interior surface remains smooth.

As a result, less contamination will adhere to surface when cleaning each cylinder after use.

Applications & Uses

Current applications are hydrocarbon sampling in refineries, gas samplings in chromatography and condensate sampling in fossil fuel and nuclear power plants. In the same way, petrochemical facilities and gas processing plants utilize sample cylinders. Other common uses for sample cylinders are pressure surge accumulators or reaction vessels.

Safe Containment

Whether transporting samples around the world or across the hall, Hy-lok cylinders provide safe containment. Rated to 1800 p.s.i at room temperature for liquids and gases, our stainless steel cylinders are the perfect solution for transportation to the laboratory for analysis.

1800 psig room temp high pressure stainless steel-type316

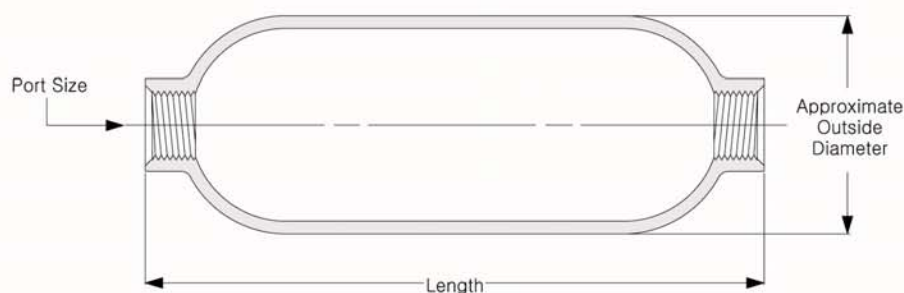


Table of Dimensions

Part Number		Capacity (milliliters) (Nominal)	Pressure Rating	D.O.T. Rating	Length		Outside Diameter		Female Pipe Ends NPT	Average Weight	
Single-End	Double-End				in.	mm	in.	mm		lbs.	kg
SESC 75-4N	DESC 75-4N	75	1800 psig (124 bar)	3E1800	4-7/8	124	1-1/2	38	1/4-18	0.6	0.27
SESC 150-4N	DESC 150-4N	150		3E1800	8-1/4	210	1-1/2	38	1/4-18	1.0	0.45
SESC 300-4N	DESC 300-4N	300		3E1800	9-1/4	235	2	51	1/4-18	1.8	0.82
SESC 500-4N	DESC 500-4N	500		3E1800	13-7/8	352	2	51	1/4-18	2.5	1.13
SESC1000-4N	DESC1000-4N	1000		3A1800	9-1/2 *	241	4	102	1/4-18	7.5	3.40
SESC2250-4N	DESC2250-4N	2250		3A1800	16-1/2 *	419	4	102	1/4-18	12.0	5.44
SESCGAL-8N	DESCGAL-8N	1 Gallon		3A1800	25-1/2 *	648	4	102	1/2-14	17.8	8.07

*Add 6-14" (159mm) to each end for end caps.

Valves for use With Sample Cylinders




***Hy-pro
"NV" Series
Integral Bonnet
Forged
Needle Valve***

- 5000 psig (340bar) at 70°F (21°C) for 316 stainless steel valves
- 3000 psig (207bar) at 70°F (21°C) for brass and alloy 400 valves
- Available in Metal-to metal and soft seat (PCTFE) stems
- Refer to Catalogue No. : H-100NV



***Hy-Lok
"SV" Series
Integral Bonnet
Barstock
Needle Valve***

- 6000 psig (413bar) at 70°F(21°C) for 316 stainless steel valves
- 5000 psig (340bar) at 70°F(21°C) 400 valves
- Available in Metal-to-metal and soft seat (PCTFE) stems
- Refer to Catalogue No. : H-101NV



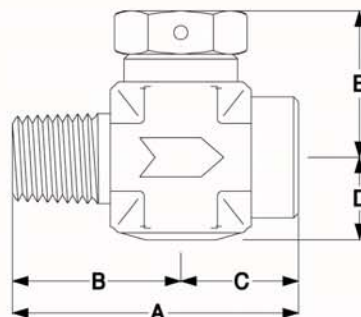
***Hy-Lok
"GB" Series
Union Bonnet
Needle Valve***

- 6000 psig (413bar) at 70°F (21°C) for 316 stainless steel valves
- 5000 psig (340bar) at 70°F (21°C) for alloy 400 valves
- Available in metal-to-metal and soft seat (PCTFE) stems
- Refer to Catalogue No. : H-102NV

Accessories

Rupture Disc Tees

- Protect sample cylinders from overpressure
- 316 stainless steel body construction
- Standard pressure ratings up to 1800 psig (124bar) at 70°F (21°C)
- Compact one-piece rupture disc assembly



Ordering Number	Connection / Size		Dimensions in (mm)				
	Inlet	Outlet	A	B	C	D	E
RTMF - 4N	1/4"Male NPT	1/4"Male NPT	1.88 (47.75)	1.06 (26.92)	.81 (20.57)	.50 (20.57)	.94 (23.87)
RTMF - 8N	1/2"Male NPT	1/2"Male NPT	2.19 (55.62)	1.22 (30.98)	.97 (24.63)	.56 (14.22)	1.19 (30.22)

Outage Tube Adapter

- Rupture disc tee can be ordered with outage tube.
- Outage tubes have a purpose of preventing over-filling by providing a desired vapor space inside cylinder.



Ordering Number	End Connection	Standard Tube Length	Tube Outside Diameter
OTMF - 4N	1/4" Male × 1/4" Female	10.4"	5/16"
OTMF - 8N4N	1/2" Male × 1/4" Female		1/2"

Neck Ring and Caps



Neck rings and caps - 4" O.D. cylinders (2250 ml and 1 Gal.) can be supplied with cadmium-plated neck rings and valves protection caps.
To order place -NC on the end of the part Number
Example : SESCOAL - 8N - NC

Carrying Handles



Carrying handles are available for use with all 4" O.D. sample cylinders (1000 ml, 2250 ml and 1 Gal.) This corrosion-resistant handle clamps easily to the cylinder for convenient handling. It also prevents cylinders from excessive rolling when transporting in a vehicle from site to lab.



Distributed by :